


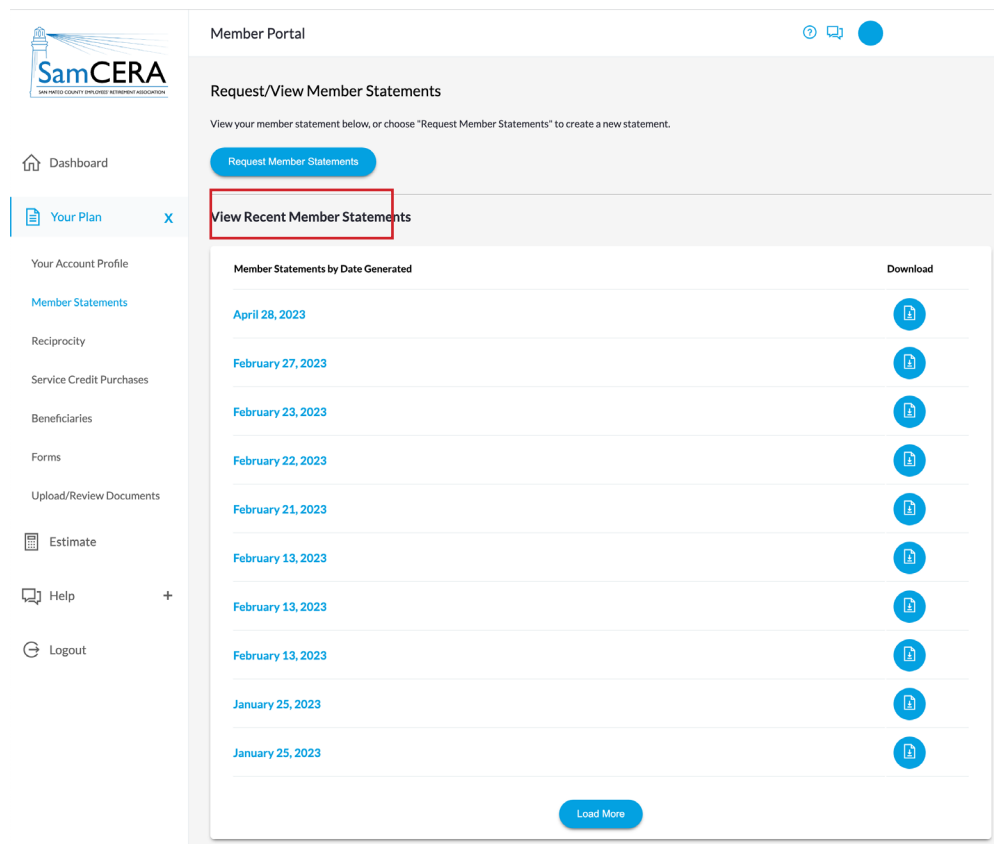
MySamCERA Member Portal: View & Print a Member Statement

You can view and print your member statement anytime on MySamCERA. Your member statement provides a snapshot of your account information, including the total amount of your SamCERA service credit and the amount of contributions and interest in your account. Follow the instructions below to get a member statement:

1. Log in to MySamCERA (www.mysamcera.org) on a computer or laptop
2. On the left navigation menu, click on Your Plan
3. Next, select Member Statements
4. On the next screen, click on the Request Member Statement button, and your statement should open in a new window. If it doesn't open or download, check to make sure you have pop-ups enabled on your browser.



The ten most recently generated statements will be listed and can be accessed on this screen.













Member Portal

Request/View Member Statements

View your member statement below, or choose "Request Member Statements" to create a new statement.

[Request Member Statements](#)

View Recent Member Statements

Member Statements by Date Generated	Download
April 28, 2023	
February 27, 2023	
February 23, 2023	
February 22, 2023	
February 21, 2023	
February 13, 2023	
February 13, 2023	
February 13, 2023	
January 25, 2023	
January 25, 2023	

[Load More](#)

Need help or have questions?

Email samcera@samcera.org or call 800-339-0761 for assistance.